

YOUR
LOGO
HERE

SOLAR SYSTEM CUSTOMER PROPOSAL



PREPARED FOR:

Customer name



PROJECT LOCATION:

Berkeley, CA, USA



Designed using EasySolar Profesional APP, Address City 00-000



+123456789

PROPOSED PV SYSTEM

YOUR CURRENT ELECTRICITY BILL

1,200.00 pln/year

100.00 pln/mth

Price of 1kWh of electricity = 0.13 pln

- ▶ Predicted annual **increase** of energy price = **3.0%**
- ▶ Predicted price of 1kWh of energy in **20 years** = **0.23 pln**
- ▶ Your current **CO² emission** = **3,425 kg/year**

RECOMMENDED SIZE OF PV SYSTEM

3.64 kWp

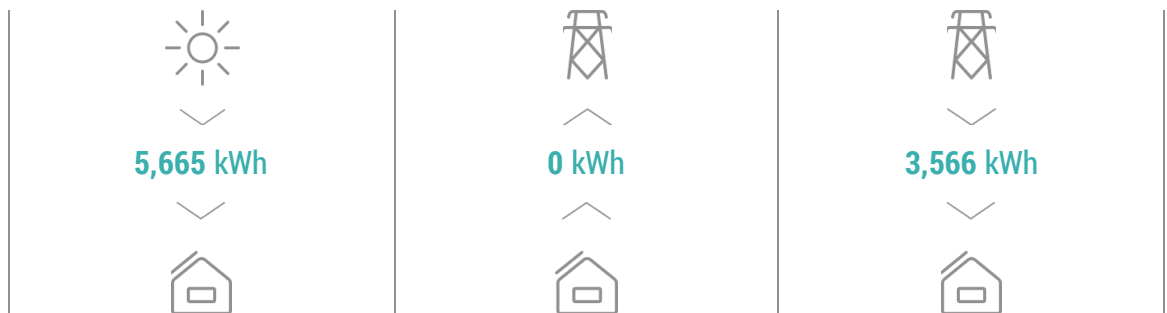
Occupied
area

23 m²

Estimated annual production **5,665 kWh**

Annual consumption **9,231 kWh**

ENERGY BALANCE



YOUR
LOGO
HERE

PV SYSTEM DESIGN

VISUALIZATION



NUMBER
OF MODULES

14 pcs



SYSTEM
POWER

3.60 kWp





CUSTOMER PROPOSAL

ESTIMATE

PANELS

Name	Amount	Unit	Unit net price	Tax%	Net price	Total price
Jinko Solar Co., Ltd., JKM260PP-60 (Eagle I)	14	szt.	150.00	11	2,100.00	2,331.00

INVERTERS

Name	Amount	Unit	Unit net price	Tax%	Net price	Total price
Fronius International GmbH, Fronius Symo 4.5-3-S	1	szt.	1,520.00	11	1,520.00	1,687.20

OTHERS

Name	Amount	Unit	Unit net price	Tax%	Net price	Total price
Others	1.000	pcs.	1,000.00	11	1,000.00000	1,110.00

Net sum	4,620.00 pln
Tax sum	508.20 pln
Gross sum	5,128.20 pln
Total price	5,128.20 pln

ENERGY PRODUCTION AND ENVIRONMENTAL IMPACT

ENERGY PRODUCTION

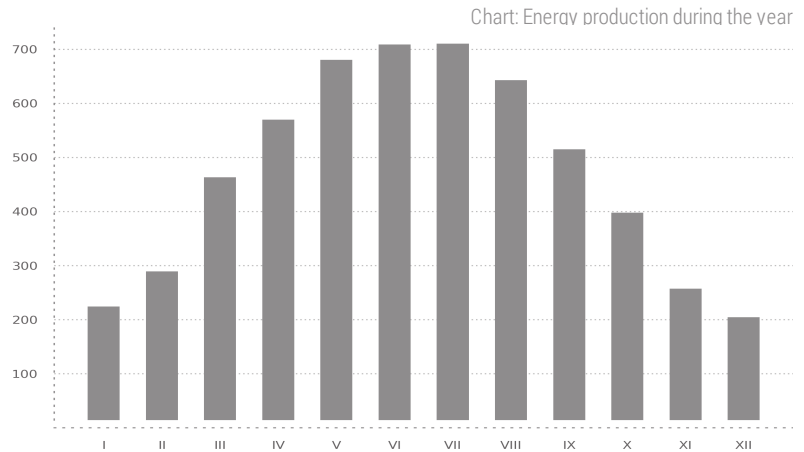
Average annual irradiation for geographic coordinates:

NS 37.871593

EW -122.272747

1,855 kWh/m²

* Source: NASA



ENVIRONMENTAL IMPACT

WHAT DO YOU GET?	1 year	5 years	10 years	20 years
Energy production [kWh]	5,665	28,324	56,648	113,296
The energy you produce will be enough for you to drive an electric car [km]	31,471	157,356	314,711	629,422
Thanks to this you will save fuel [liters]	2,518	12,588	25,177	50,354

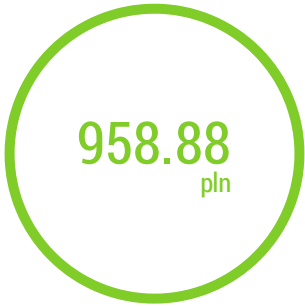
REDUCE YOUR NEGATIVE IMPACT ON THE ENVIRONMENT	1 year	5 years	10 years	20 years
CO ₂ [kg]	2,102	10,508	21,016	42,033
NO _x ; SO _x [kg]	20	101	202	403
Which equals the number of trees planted	275	1,374	2,747	5,494

YOUR SAVINGS FOR YEAR

YOUR NEW ELECTRICITY BILL.



ACTUAL
INITIAL COSTS



AVERAGE
ANNUAL SAVINGS



THE SUM
OF YOUR SAVINGS AFTER 20 YEARS

The sum of received subsidies over 20 years

1,538.46 pln

The sum of savings and received subsidies after 20 years

20,716.07 pln

COMPARE ENERGY COSTS OVER THE NEXT 20 YEARS

With a photovoltaic system

13,067 pln



Without a photovoltaic system

32,244 pln

Savings including photovoltaic system costs	15,587.87 pln	
Total cost of the PV system	5,128.20 pln	
Credit / Leasing	6 years	23 pln/mth

ACCUMULATED CASH FLOW

CASH FLOW

Year	Production [kWh]	Savings [PLN]	Received subsidies [PLN]	Installation [PLN]	Cash flow [PLN]	Electricity bill without PV [PLN]	Electricity bill with PV [PLN]
1	5,664.80	736.42	1,538.46	277.41	-1,766.62	1,200.00	463.58
2	5,647.80	756.24	0.00	277.41	-1,287.79	1,236.00	479.76
3	5,630.90	776.59	0.00	277.41	-788.60	1,273.08	496.49
4	5,614.00	797.49	0.00	277.41	-268.52	1,311.27	513.78
5	5,597.10	818.95	0.00	277.41	273.02	1,350.61	531.66
6	5,580.30	840.99	0.00	277.41	836.60	1,391.13	550.14
7	5,563.60	863.62	0.00	0.00	1,700.22	1,432.86	569.24
8	5,546.90	886.86	0.00	0.00	2,587.08	1,475.85	588.99
9	5,530.30	910.72	0.00	0.00	3,497.81	1,520.12	609.40
10	5,513.70	935.23	0.00	0.00	4,433.04	1,565.73	630.50
11	5,497.10	960.40	0.00	0.00	5,393.44	1,612.70	652.30
12	5,480.60	986.24	0.00	0.00	6,379.68	1,661.08	674.84
13	5,464.20	1,012.78	0.00	0.00	7,392.46	1,710.91	698.13
14	5,447.80	1,040.04	0.00	0.00	8,432.50	1,762.24	722.20
15	5,431.50	1,068.02	0.00	0.00	9,500.53	1,815.11	747.08
16	5,415.20	1,096.77	0.00	0.00	10,597.29	1,869.56	772.80
17	5,398.90	1,126.28	0.00	0.00	11,723.57	1,925.65	799.37
18	5,382.70	1,156.59	0.00	0.00	12,880.16	1,983.42	826.83
19	5,366.60	1,187.71	0.00	0.00	14,067.87	2,042.92	855.21
20	5,350.50	1,219.67	0.00	0.00	15,287.54	2,104.21	884.53

ACCUMULATED CASH FLOW

VISUALIZATION

